

SunPrimo PM060PW I

Multi-Crystalline Photovoltaic Module



Power Range
250 ~ 265 Wp



Highly Strengthened Design
Module complies with advanced loading tests to meet 5400 Pa loading requirements



Flammability Test
Low ignitability ensuring fire safety



Anti-Reflection Coated Glass
Anti-reflective surface enhances the power performance



PID-Free



Resistance to Salt Corrosion and Humidity
Module complies with IEC 61701: Salt Mist Corrosion Testing



Ammonia Test
Reliable in ammonia rich environment



SunPrimo PM060PWI (250 ~ 265 Wp)

Electrical Data

Typ. Nominal Power P_N	250 W	255 W	260 W	265 W
Typ. Module Efficiency	15.4%	15.7%	16.0%	16.3%
Typ. Nominal Voltage V_{mp} (V)	30.6	30.8	31.2	31.7
Typ. Nominal Current I_{mp} (A)	8.17	8.28	8.34	8.36
Typ. Open Circuit Voltage V_{oc} (V)	37.4	37.6	37.7	37.9
Typ. Short Circuit Current I_{sc} (A)	8.69	8.76	8.83	8.89
Maximum Tolerance of P_N	0 / +3%			

• Above data are the effective measurement at Standard Test Conditions (STC)
 • STC: irradiance 1000 W/m², spectral distribution AM 1.5, temperature 25 ± 2 °C, in accordance with EN 60904-3
 • The given electrical data are nominal values which account for basic measurements and manufacturing tolerances of ±10%, with the exception of P_N . The classifications is performed according to P_N .

Temperature Coefficient

NOCT	46 ± 2 °C
Typ. Temperature Coefficient of P_N	-0.39% / K
Typ. Temperature Coefficient of V_{oc}	-0.30% / K
Temperature Coefficient of I_{sc}	0.07% / K

• NOCT: Normal Operation Cell Temperature, measuring conditions: irradiance 800 W/m², AM 1.5, air temperature 20 °C, wind speed 1 m/s

Mechanical Characteristics

Dimensions (L x W x H)	1640 x 992 x 40 mm (64.57 x 39.05 x 1.57 in)
Weight	19 kg (41.89 lbs)
Front Glass	High transparent solar glass (tempered), 3.2 mm (0.13 in)
Cell	60 multicrystalline solar cells
Back Sheet	Composite film
Frame	Anodized aluminum frame
Junction Box	IP-67 rated with 3 bypass diodes
Connector Type & Cables	TE Connectivity PV4: 1 x 4 mm ² (0.04 x 0.16 in ²), Length: each 1.0 m (39.37 in) YUKITA YS-254/ YS-255: 1 x 4 mm ² (0.04 x 0.16 in ²), Length: each 1.065 m (41.93 in) MC KST4/KBT4: 1 x 4 mm ² (0.04 x 0.16 in ²), Length: each 1.0 m (39.37 in)

Operating Conditions

Operating Temperature	-40 ~ +85 °C
Ambient Temperature Range	-40 ~ +45 °C
Max. System Voltage IEC/UL	1000 V / 1000 V
Serial Fuse Rating	15 A
Maximum Surface Load Capacity	Tested up to 5400 Pa according to IEC 61215 (advanced test)

Warranties and Certifications

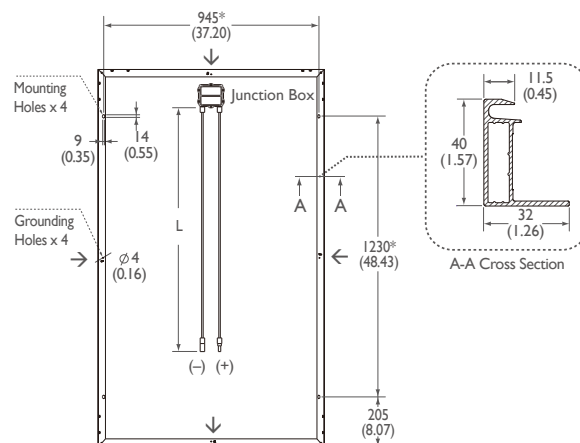
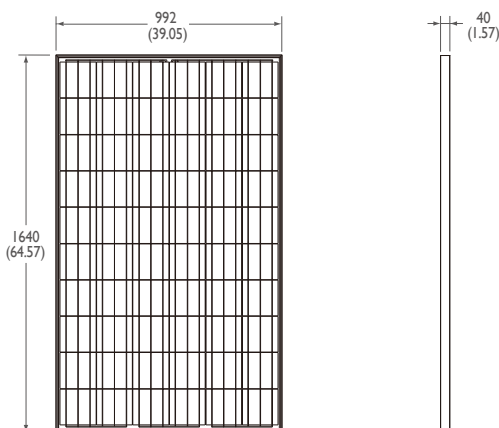
Product Warranty	Maximum 10 years for material and workmanship
Performance Guarantee	Guaranteed linear degradation to 80% for 25 years *1
Certifications	According to IEC/EN 61215, IEC/EN 61730 and UL 1703 guidelines *2

*1: Please refer to warranty letter for detail
 *2: Please confirm other certifications with official dealers

Packing Configuration

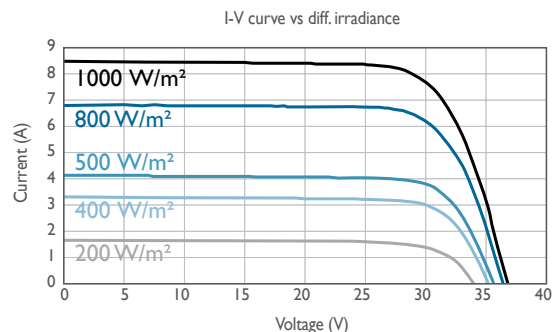
Container	20' GP	40' GP	40' HQ
Pieces per Pallet	26	26	26
Pallets per Container	6	14	28
Pieces per Container	156	364	728

Dimensions mm (inch)



* Distance between two Mounting Holes
 → Grounding Holes

I-V Curve



About AU Optronics

AU Optronics (AUO) is a leading global manufacturer of TFT-LCD committed to providing green solutions to its worldwide customers in a manner that is sustainable and friendly to the environment. In addition to its strengths in product and technological innovation, AUO stresses its commitment to going green and to utilizing manufacturing excellence to develop high efficiency solar solutions for residential, commercial, and utility segments.



AU Optronics Corporation
 No. 1, Li-Hsin Rd. 2, Hsinchu Science Park, Hsinchu 30078, Taiwan
 Tel: +886-3-500-8899 solar.AUO.com
 © Copyright September 2015 AU Optronics Corp. All rights reserved. Information may change without notice. This datasheet is printed with Soy Ink.